

# MaxFlo XL™ VSTD

YEARS OF WARRANTY



## Excellent value for money

- **Two power levels available** (1 HP and 1.5 HP)
- Energy-saving: **savings of up to 85%\* on electricity consumption**
- **Extremely quiet**
- Simple, intuitive **digital interface**
- **4 digital inputs** allow the **pump to be controlled** via an AquaRite® + type home-control box
- **180° rotary box** allows **convenient access** to the user interface
- **New connection box** for easier electrical connection
- **Quarter-turn opening cover** for easy maintenance
- **Union fittings provided** for easy installation
- Recommended for pools **up to 65 m<sup>3</sup>**

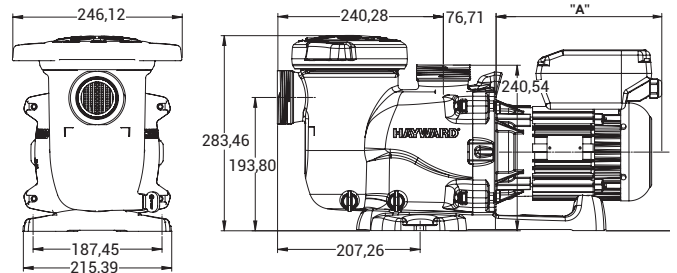
\* Energy savings of at least 65% are generally achieved.



## EXPERT LINE

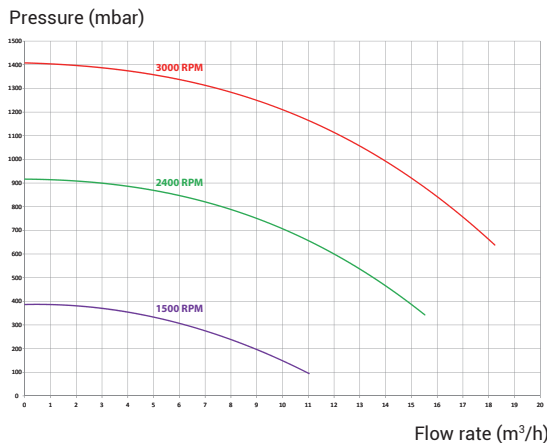


The intuitive control module displays relevant information such as real-time energy consumption. Improved control box, with the addition of five daily programs. "Skimming" function that allows the surface to be automatically skimmed every 1, 2 or 3 hours. **Timer Mode.**

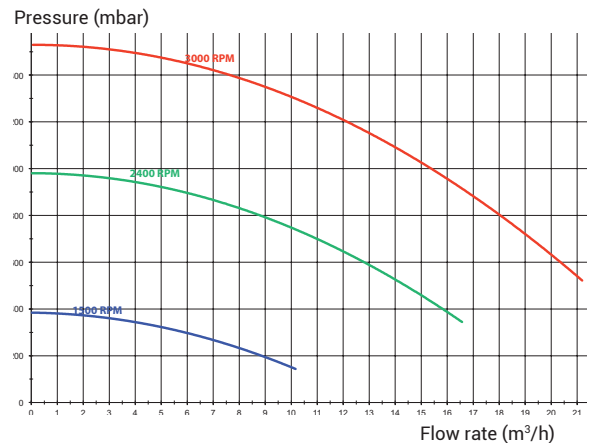


Visit the "Energy savings calculator" page in the Services area of our web site at <http://www.hayward-pool.co.uk>

### ➤ 1 HP Model Curve



### ➤ 1.5 HP Model Curve



MAXFLO XL™  
VSTD

Speed	Type	Dim. A	I/O	Flow rate*	Input Power P1	Output Power P2	Amperage*	Item
600 - 3000 RPM (par 20 rpm)	1 HP	241 mm	50 mm	@10 m : 13,8 m <sup>3</sup> /h @8 m : 16,5 m <sup>3</sup> /h	950 W	750 W	4,4 A	SP2310VSTD
600 - 3000 RPM (par 20 rpm)	1,5 HP	265 mm	50/63 mm	@10 m : 15,3 m <sup>3</sup> /h @8 m : 18 m <sup>3</sup> /h	1240 W	1 100 W	5,9 A	SP2315VSTD

\*at 3000 Rpm